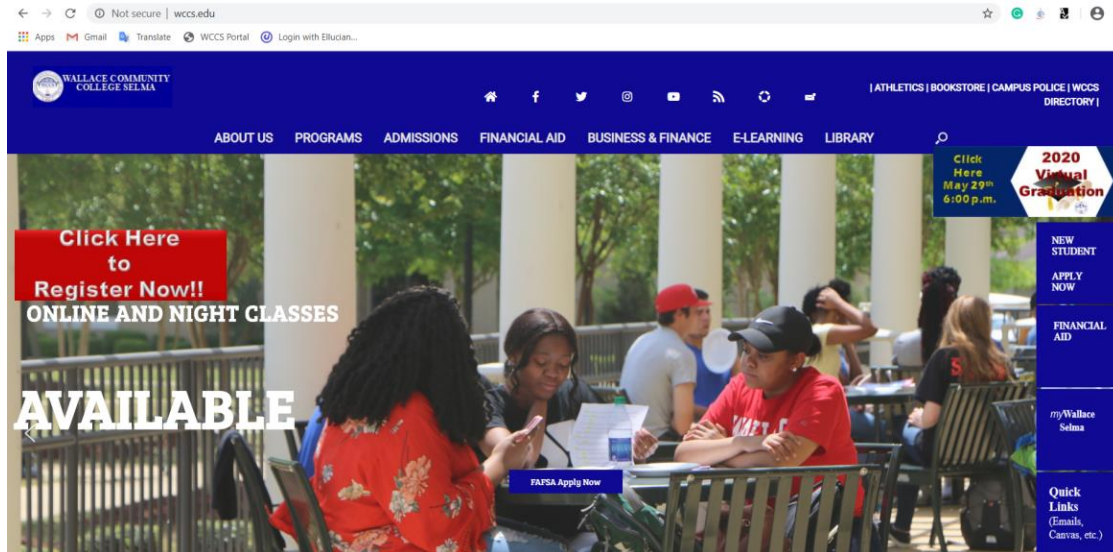


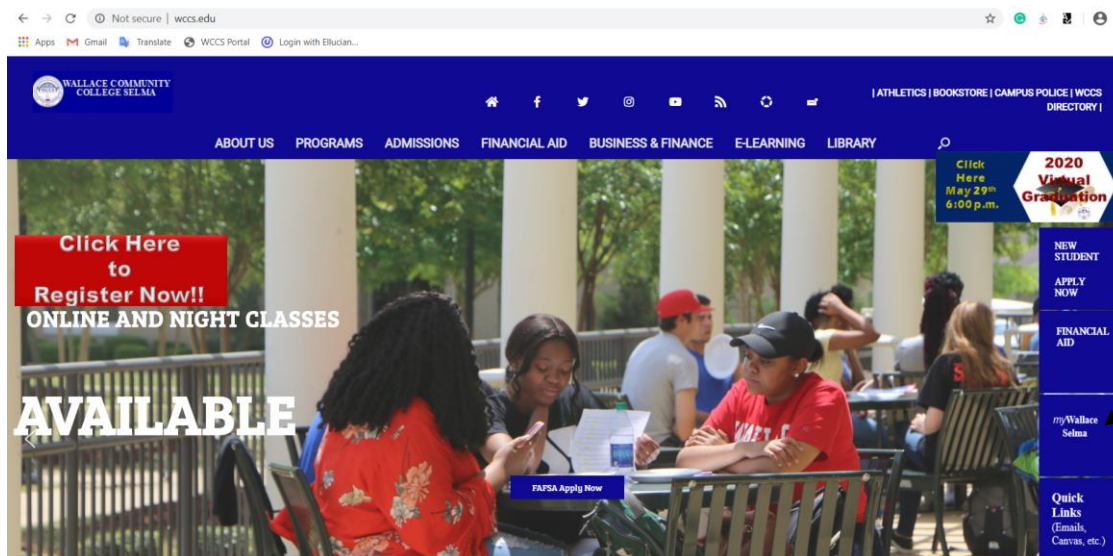
How to Clear Student Fees

MUST access Google Chrome web browser!!!

Step 1: Access <http://www.wccs.edu> webpage.



Step 2: Click on the tab located on the right side labeled “myWallace Selma”



Step 3: You will be directed to the log in credential page.

PLEASE READ: USER ID will be your ID number. (Ex: A0000000)

Your PIN will be your birthdate (mmddy) format. (Ex: If your birthdate is October 1, 2019, your initial PIN will be 100119.

If this is your first time logging in, you will be required to change your PIN to a new 6-digit number. Please pick a number you can easily remember.

Next, you will be taken to a page where you will reconfirm your new PIN and then build your custom Security Question and Answer.

Please enter your User Identification Number (ID) and your Personal Identification Number (PIN). When finished, select Login.

Please Note: ID is Case Sensitive

To protect your privacy, please Exit and close your browser when you are finished.

User ID:
PIN:

RELEASE: 8.9.1

© 2020 Ellucian Company L.P. and its affiliates.

This software contains confidential and proprietary information of Ellucian or its subsidiaries.

Use of this software is limited to Ellucian licensees, and is subject to the terms and conditions of one or more written license agreements between Ellucian and such licensees.

Step 5: Once you have logged in, click on "Student Account"

[Financial Aid](#)

Apply for Financial Aid; View financial aid status and eligibility, accept award offers, and view loan applications.

[Employee](#)

Time sheets, time off, benefits, leave or job data, paystubs, W2 forms, W4 data.


[Student Awards and Financial Aid](#)

Apply for Student Aid, review status and awards

[Student Account](#)

Review Student Account Information by Term

Step 6: Click on "Account Summary"

 **WCCS**
PERSONAL INFORMATION **Student** FINANCIAL AID EMPLOYEE STUDENT AWARDS AND FINANCIAL AID

Search

[RETURN TO MENU](#) [SITE MAP](#) [HELP](#) [EXIT](#)

Student Account

Your current Institution is WCCS

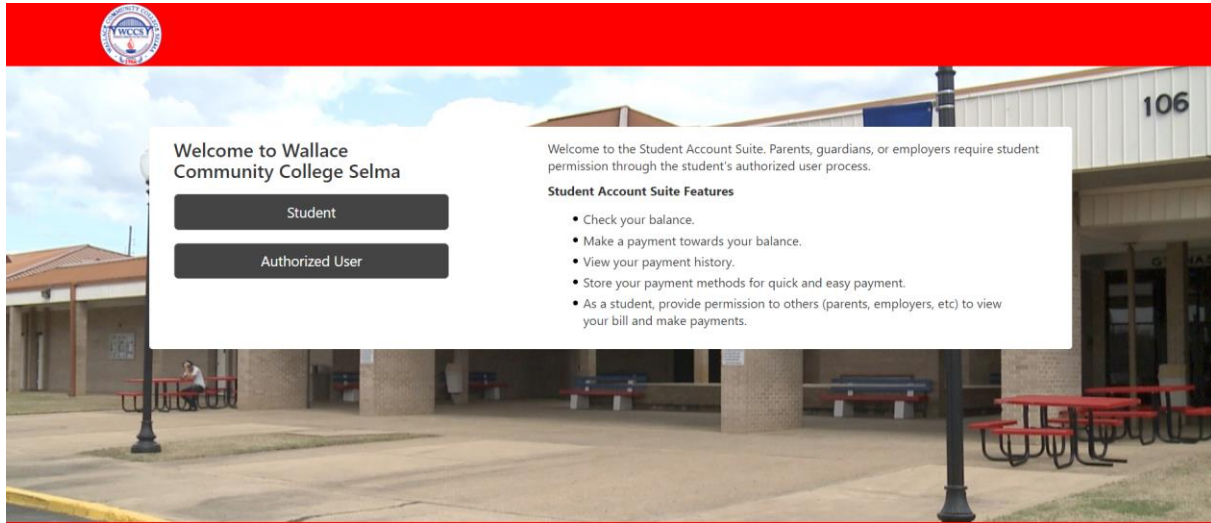
- [Account Summary](#)
- [Account Summary by Term](#)
- [Account Detail for Term](#)
- [Account Summary by Period](#)
- [Select Tax Year](#)
- [Tax Notification](#)
- [View Holds](#)
- [Account Information](#)

Step 7: Click on “Make a Payment”

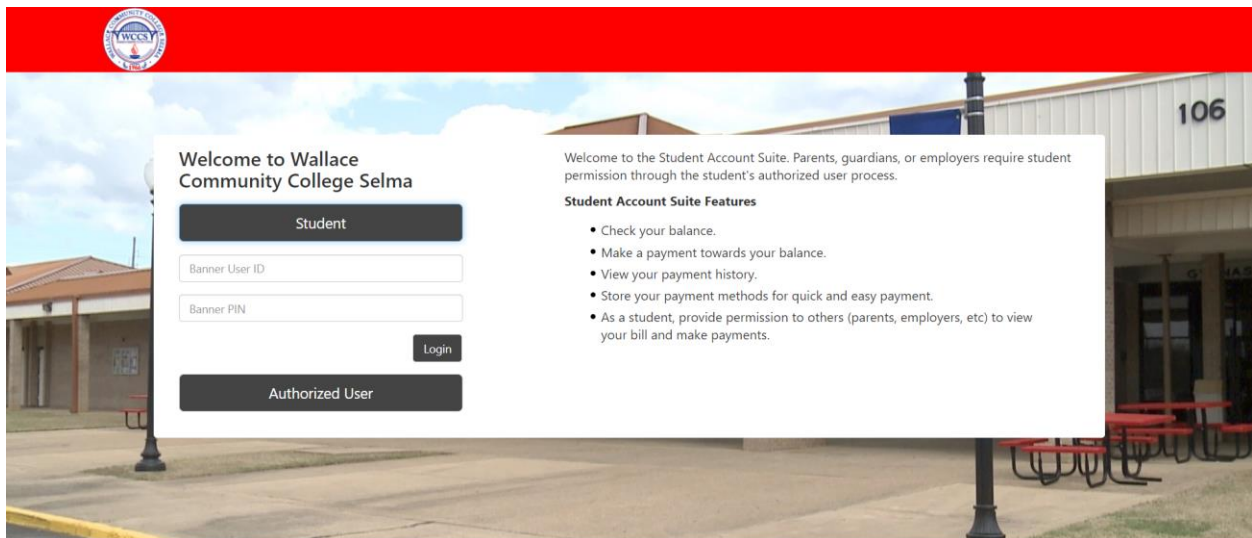
Charges:	\$14,338.13
Credits and Payments:	\$13,242.00
Account Balance:	\$1,096.13

[[Make a Payment](#) | [View Installment](#) | [Statement and Payment History](#)]

Step 8: The webpage will direct you to a different page that is shown in the image below.



Step 9: Click student. Log in with the same Banner ID and Banner Pin credentials for myWallaceSelma.



Thank you for being an awesome student!!😊