



# Wallace Community College Selma

## Fact Book

### 2022



## Table of Contents

President's Message.....	page 3
Vision, Philosophy, Mission, and Goals.....	page 4
History of the College.....	page 5
President's Cabinet .....	page 6
College Committees.....	page 7
Executive Summary.....	page 8
Admissions and Enrollment.....	page 9
Academic.....	page 14
Student Financial Information.....	page 16
Faculty and Staff.....	page 17

# Building Bridges to the Future

Published by the Office of Institutional Effectiveness and Research  
Veronica Brown, Assistant Dean of Institutional Effectiveness  
Office of Institutional Effectiveness and Research  
Hank Sanders Technology Center  
334-876-9241  
August 2022

## President's Message

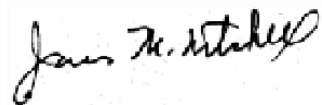
On behalf of Wallace Community College Selma (WCCS), I present to you our Fact Book. As president, I am proud of the contributions the College makes to the quality of life in the City of Selma and the surrounding counties. The College's faculty, staff, and administration are dedicated to the values that distinguish WCCS' unique role in higher education and make the College a critical community resource-access to educational opportunities, affordability, quality, diversity, and strong student success services. I am proud that WCCS continues to have a far-reaching positive impact upon students of all ages.

WCCS is fully accredited and widely regarded as one of the finest community colleges in the state and nation. WCCS is known for its academic rigor, outstanding technical training programs, superb faculty, comprehensive student services, community outreach, and excellent facilities.

If your educational goal is to attain a degree, prepare for transfer, get a new job or advance in your chosen career, WCCS is your college. WCCS is "Building Bridges to the Future" through innovative, flexible, and high-quality programs. As we continue to expand our mission and goals by meeting the needs of our students and the community, I am certain that the variety of academic programs and career-training we offer at WCCS will suit your goals and your passion.

Through the years, over 17,575 graduates have gained the knowledge and skills they need to earn their associate degrees, transfer to a four-year institution of higher education, or enter the work force. I encourage you to browse our website ([www.wccs.edu](http://www.wccs.edu)) and seriously consider Wallace Community College Selma.

Sincerely,

A handwritten signature in black ink, appearing to read "James M. Mitchell".

James M. Mitchell, Ed.D.  
President

## VISION

The College shares a vision of a learning-centered education that is responsive to the needs of our service area and is manifested by quality teaching, opportunities for learning, effective educational support services, and access to a quality education. Challenged by change and innovation, the College will move forward to create a future responsive to the diverse needs of students, community, and state.

## PHILOSOPHY

The philosophy of Wallace Community College Selma is expressed in the following beliefs:

- Education is essential to the economic, social, environmental, and political well-being of the citizens of West Central Alabama,
- Education should be made academically, geographically, physically, and financially accessible to all students,
- Wallace Community College Selma is uniquely qualified to deliver excellent and equitable educational opportunities and services,
- Quality education requires unity and cooperation of all stakeholders who work together toward a common goal.

## MISSION

The mission of Wallace Community College Selma is to provide high-quality, learning-centered educational opportunities and services through diverse instructional-delivery modes that are responsive to individual, community, state, and global needs.

## COLLEGE GOALS

1. **Teaching and Learning:** Promote and provide quality, teaching and learning environments and experiences that enhances the development of knowledge, skills, behaviors, and values for students and enables them to be successful in the workforce or subsequent education.
2. **Student Focus / Services Success:** Promote high quality student experiences through services consistent with student needs, interests and abilities that lead to student development and success.
3. **Technology:** Broaden the development of educational and administrative technology that enhances student learning and improve college management processes and functions.
4. **Workforce / Economic Development:** Provide high quality workforce development programs that meet the needs of businesses and industries and enhance the economic development efforts of the region and the state.
5. **Community Engagement / Development:** Foster key relationships with community leaders to support community engagement and development efforts in the college's service area.
6. **Adult Education:** Provide an Adult Education program that alleviate educational gaps and help participants gain economic and social mobility.
7. **Enrollment:** Implement a strategic enrollment management plan that has a positive impact on the college's financial stability.
8. **Efficiency of Operations:** Improve efficient operations of the College.

### History of Wallace Community College Selma

- **1963** - George Corley Wallace State Community College had its origin as William Rufus King State Vocational Technical School
- **1973** - Alabama State Board of Education authorized the second change of the institution's name to George Corley Wallace State Community College and the Associates in Arts and Associates in Sciences programs were offered
- **1974** - Institutional accreditation was granted by the Southern Association of College and Schools Commission on Colleges (SACSCOC)
- **1982** - The Associate Degree in Nursing was accredited by the Accreditation Commission for Education in Nursing (ACEN)
- **1984** - The Practical Nursing Program was accredited by the Accreditation Commission for Education in Nursing (ACEN)
- **1990** - Under the administration of President Dr. Julius Brown, the marketing name of the College became Wallace Community College Selma (WCCS)
- **2000** - Dr. James M. Mitchell became the third and most visionary president
- **2002** - WCCS started a Dual Enrollment Program, allowing high school students to get a jump start on their college career
- **2005** - WCCS became the only community college to be named an AMSTI site
- **2007** - WCCS partnered with SECME, the Bill and Melinda Gates Foundation, Jobs for the Future, and the Selma City School System to house the first Early College Program in the State of Alabama
- **2009** - WCCS was approved by the Southern Association of College and Schools Commission on Colleges to offer distance education
- **2010** - WCCS was approved by the Southern Association of College and Schools Commission on College to offer the AS and AA degrees fully online
- **2015** - The Associates Degrees in Applied Science in Business Administration, Computer Information Systems, and Office Administration were accredited by Accreditation Council for Business Schools and Programs
- **2019** - WCCS expanded its service area to include Autauga, Chilton, Dallas, Greene, Hale, Lowndes, Marengo, Perry, Sumter, and Wilcox counties
- **2019** - WCCS opened an offsite campus in Demopolis, AL offering career technical educational programs
- **2019** - WCCS was selected as the first college to house a Best Buy Teen Tech Center

## **President's Cabinet**

**Dr. James M. Mitchell**

President

**Robby Bennett**

Director of Technical and Information Services

**Dr. Tammie Briggs**

Dean of Instruction

**Veronica Brown**

Associate Dean of Institutional Effectiveness

**Raji Gourdine**

Associate Dean of Workforce Development

**Dr. Donitha Griffin**

Executive Assistant to the President

Dean of Students

**Dr. Blaine Hathcock**

Demopolis Campus Director

**Keith Jackson**

Director of Facilities and Safety

**Vacant**

Dean of Business and Finance

## College Committees

Administrative Advisory Committee  
Policy Review Committee  
Admissions Appeals Committee  
Calendar/Registration Committee  
Athletics Committee  
Scholarship Committee  
Library Committee  
Graduation Committee  
Student Activities Committee  
Campus Beautification Committee  
Financial Aid Academic Progress Appeals Committee  
Grievance Committee

Strategic Planning Council

### College Goal 1 Teaching and Learning

Curriculum Committee  
Substantive Change Committee  
E-Learning Policy Advisory Committee

### College Goal 2 Student Focus / Services Success

Transitional Studies Task Force Committee

### College Goal 3 Technology

### College Goal 4 Workforce / Economic Development

### College Goal 5 Community Engagement / Development

Public Relations Committee  
Diversity Committee

### College Goal 6 Adult Education

### College Goal 7 Enrollment

Admissions  
Recruitment / Marketing Committee

### Goal 8 Efficiency of Operations

Catalog/Student Handbook Committee  
Health and Safety Committee  
Faculty/Staff Handbook Committee  
Facility Master Plan Committee  
Professional Development Committee  
IEP Assessment Committee

## Executive Summary

George Corley Wallace State Community College (WCCS) enrolled 1,627 students in Fall 2021, a 24% increase from Fall 2020. The majority of students enrolled were women (53%), Black or African American (74%), and enrolled part-time (70%). Because of an increase in dual enrolled high school students, 22% of students are age 18-19 and 41% are under age 18.

WCCS enrolled 269 first time freshmen in Fall 2021. The majority were enrolled full time (81%), Black or African American (77%) and were 53% women and 47% men.

The most popular majors were the Associates in Science, Associates in Nursing, and Welding. In Fall 2021, there were 322 class sections offered that produced 13,371 credit hours. The annual credit hour production for Fall 2021, Spring 2022, and Summer 2022 was 34,007. WCCS awarded 432 degrees in Summer 2020, Fall 2020, and Spring 2021. Of the 432 degrees awarded, 36% were certificates and 64% were Associates degrees.

Students received a total of \$2,125,912 in financial aid, with 651 students receiving \$1,461,434 in Pell Grants, for an average dispersment of \$2,245.

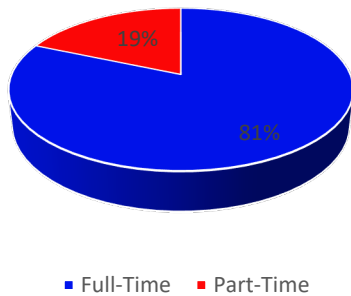
In Fall 2021, WCCS employed 221 faculty and staff. Of the total faculty and staff, 19% were full time faculty, 23% were part time faculty, 36% were full time staff, and 22% were part time staff.



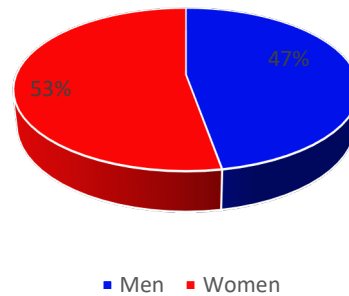
## Admissions and Enrollment

Fall 2021 First Time Freshmen				
	Full-Time		Part-Time	
	Men	Women	Men	Women
Asian	2	0	0	0
Black or African American	79	89	14	24
White	19	16	3	7
Hispanic/Latino	3	2	1	0
Non-Resident Alien	0	1	0	0
Two or More Races	4	3	0	0
Unknown	1	0	1	0
Total	108	111	19	31
Total Full-Time/Part-Time	219		50	
Grand Total	269			

Fall 2021 First Time Freshmen  
by Status



Fall 2021 First Time Freshmen  
by Gender



### Retention Rates of First Time Degree Seeking Freshmen

Fall 2020 FT Cohort	179
Enrolled Fall 2021	111
<b>Retention Rate</b>	<b>62%</b>
Fall 2020 PT Cohort	56
Enrolled Fall 2021	23
<b>Retention Rate</b>	<b>41%</b>
Fall 2020 Cohort	235
Enrolled Fall 2021	134
<b>Retention Rate</b>	<b>57%</b>

Fall 2021 Enrollment by Major	
Program Name	Headcount
Computer Information Systems	29
Cosmetology	25
Drafting and Design	11
Associate in Arts	30
Associate in Science	462
Criminal Justice	0
Masonry	9
Electrical Technology	29
Industrial Maintenance Technology	14
Welding	89
Associate Degree Nursing	99
Practical Nursing	65
Patient Care Technician	12
Business Administration	62
Office Administration	8
Undeclared	683
<b>Total</b>	<b>1,627</b>

Fall 2021 Enrollment by State	
AL	1,586
CA	1
FL	8
GA	12
IN	1
KY	1
MS	1
NC	1
NY	1
OK	1
TN	2
TX	2
Unknown or International	10
<b>Total</b>	<b>1,627</b>

Fall 2021 Class Sections and Credit Hour Production		
	Sections	CHP
Traditional	237	6,891
E-Learning	95	6,480
<b>Total</b>	<b>332</b>	<b>13,371</b>

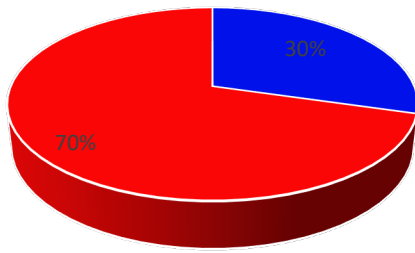
Fall 2021 First Generation College Students	
820	50.4%

Fall 2021 Enrollment by Classification and Degree						
	AA	AAS	AS	CER	NDS	Total
Non-degree seeking undergraduate					20	20
Freshman	16	57	229	65	0	367
Sophomore	14	186	233	142	0	575
High school student	0	0	0	0	665	665
<b>Total</b>	30	243	462	207	685	1,627

Fall 2021 Enrollment by Age Range and Enrollment Status				
	Full-Time	Part-Time	Total	%
Under 18	13	646	659	41%
18-19	268	96	364	22%
20-21	93	65	158	10%
22-24	39	71	110	7%
25-29	28	82	110	7%
30-34	17	70	87	5%
35-39	10	52	62	4%
40-49	10	46	56	3%
50-64	2	17	19	1%
65 and Over	0	2	2	0%
<b>Total</b>	480	1,147	1,627	100%
<b>Age 24 and under</b>	86%	77%	79%	
<b>Age 25 and over</b>	14%	23%	21%	
<b>Average Age</b>			21.4	

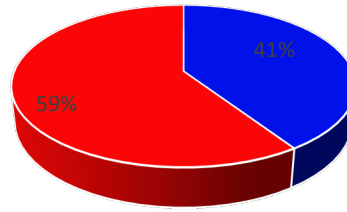
Fall 2021 Enrollment by Status, Gender, and Ethnicity							
	Full-Time			Part-Time			Grand Total
	Men	Women	Total	Men	Women	Total	
American Indian	0	0	0	1	0	0	1
Asian	3	0	3	2	4	6	9
Black or African American	160	206	366	280	561	841	1,207
Hispanic/Latino	6	3	9	7	6	13	22
Non-Resident Alien	2	1	2	2	5	7	9
Pacific Islander	0	0	0	1	0	1	1
White	55	30	85	125	132	257	342
Two or More Races	8	3	11	5	12	17	28
Unknown	4	0	4	2	2	4	8
<b>Total</b>	237	243	480	425	722	1,147	1,627

Fall 2021 Fnrollment by Status



■ Full-Time ■ Part-Time

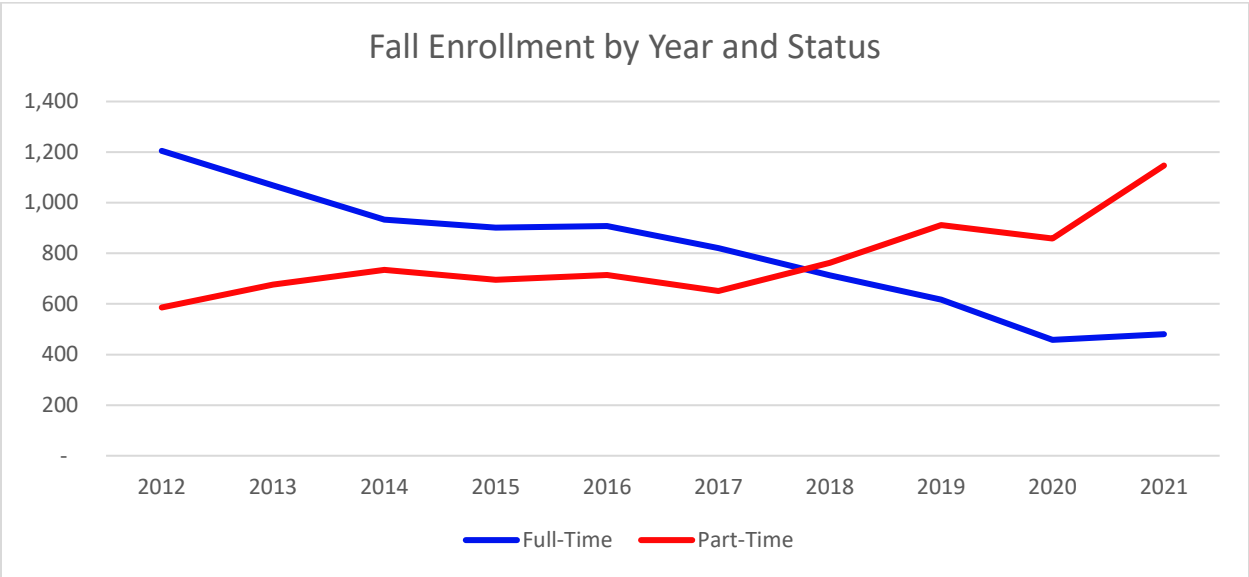
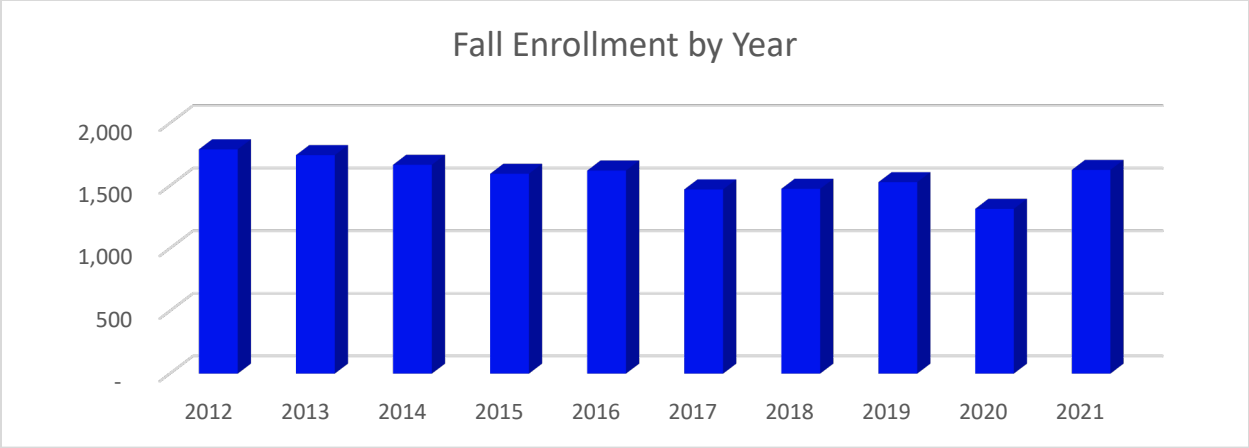
Fall 2021 Fnrollment by Gender



■ Men ■ Women

Fall Enrollment by Year and Status

	Full-Time	Part-Time	Total
2010	1,341	775	2,116
2011	1,311	754	2,065
2012	1,205	586	1,791
2013	1,068	677	1,745
2014	933	735	1,668
2015	901	695	1,596
2016	908	714	1,622
2017	820	651	1,471
2018	713	763	1,476
2019	617	912	1,529
2020	458	858	1,316
2021	480	1,147	1,627



## Academic

Fall 2021, Spring 2022, and Summer 2022 Credit Hour Production				
Department Code (CIP Code)	Fall 2021	Spring 2022	Summer 2022	Total
ACR (150501)	78	81	0	159
BIO (260101)	1,592	1,612	1,408	4,612
BUS (520201)	480	366	159	1,005
CHM (400501)	52	84	64	200
CIS (110101)	540	531	300	1,371
COS (120401)	324	240	192	756
DDT (151301)	147	135	78	360
ECO (450601)	213	267	132	612
ELT (460302)	255	153	192	600
ENG (230101)	1,302	1,149	1,035	3,486
ENR (320199)	28	28	0	56
HED (340199)	291	300	183	774
HIS (540101)	591	696	693	1,980
HPS (519999)	258	134	99	491
INT (470303)	567	564	105	1,236
LBS (250101)	4	7	0	11
MAH (270101)	162	0	60	222
MAS (460101)	195	174	96	465
MTH (270101)	808	675	646	2,129
MUS (500902)	477	372	249	1,098
NAS (513902)	70	0	64	134
NUR (513801)	1,139	878	848	2,865
OAD (520401)	78	105	0	183
ORI (370103)	376	196	158	730
PED (340103)	41	42	0	83
PHL (380101)	87	87	60	234
POL (451001)	45	24	0	69
PSY (420101)	453	540	267	1,260
REL (380201)	186	177	171	534
SOC (451101)	66	75	78	219
SPC (231001)			33	33
SPH (231001)	447	456	315	1,218
WDT (480508)	1,941	1,770	939	4,650
WKO (320199)	78	81	0	159
<b>Totals</b>	<b>13,371</b>	<b>11,999</b>	<b>8,624</b>	<b>33,994</b>

### Degrees Awarded - Summer 2020 Fall 2020, and Spring 2021

Program	STC	CER	AAS	AA	AS	Total
Computer Information Systems	0	1	4			5
Cosmetology	0	0				0
Drafting and Design		9	3			12
Associate in Arts				73		73
Associate in Science					128	128
Masonry	11	8				19
Electrical Technology	0	9	10			19
Industrial Maintenance Technology	0	3	5			8
Welding	0	52				52
Associate Degree Nursing			49			49
Practical Nursing		45				45
Patient Care Technician	0	18				18
Business Administration			3			3
Office Administration	0	1	0	1	1	1
Total	11	146	74	73	128	432

### Degrees Awarded by Year and Level

	Certificates	Associates	Total
SU 2020, FA 2020, SP 2021	157	275	432
SU 2019, FA 2019, SP 2020	117	274	391
SU 2018, FA 2018, SP 2019	168	293	461

### Fall 2021 Students Enrolled in Remedial Courses

Math Only	29
English Only	2
Math and English	5

### Student Financial Information

In State Annual Student Tuition and Fees		
2021	2020	2019
\$152 per credit hour X 24 credit hours	\$152 per credit hour X 24 credit hours	\$150 per credit hour X 24 credit hours
\$3,648.00	\$3,648.00	\$3,600.00

Fall 2021 Student Financial Aid	
Received	1,091
Not Received	536

Fall 2021 Student Financial Aid				
Student Aid Name	Category	Amount	Headcount*	Average Aid
Federal Work Study	FEDR - Federal grants	\$63,753.75	39	\$1,634.71
Pell Grant	FEDR - Federal grants	\$1,461,434.00	651	\$2,244.91
Supplemental Educational Opportunity Grant	FEDR - Federal grants	\$51,373.00	105	\$489.27
Institutional Scholarship	INST - Institutional grants	\$14,913.00	9	\$1,657.00
Employee Dependent Waiver	INST - Institutional grants	\$8,733.00	10	\$873.30
Athletic Scholarship	INST - Institutional grants	\$163,224.90	57	\$2,863.59
Gear Up Alabama Children	INST - Institutional grants	\$13,829.00	8	\$1,728.63
Alabama Student Assistance Program	STLC - State/local grants	\$12,211.00	24	\$508.79
Career Technical Dual Enrollment Scholarship	STLC - State/local grants	\$336,440.73	399	\$843.21
<b>Total</b>		<b>\$2,125,912.38</b>		

\*Note: Students may be counted in multiple types of student aid.



## Faculty and Staff

Fall 2021 Faculty and Staff Profile					
	FT Faculty	PT Faculty	FT Staff	PT Staff	Total
<b>Black or African American</b>	32	34	67	33	166
<b>White</b>	6	12	7	6	31
<b>Unknown</b>	4	4	6	9	23
<b>Two or More Races</b>	0	1	0	0	1
<b>Total</b>	42	51	80	48	221

Faculty and Staff by Employment Status by Occupational Category				
	2021		2020	
	Full-Time	Full-Time	Full-Time	Part-Time
Business and Financial Operations	2	0	3	0
Community Service Legal Arts and Media	4	12	4	9
Computer Engineering and Science	2	0	2	0
Instructional research and public service	42	51	48	48
Librarians Curators Archivists and Student and Academic Affairs and Other Education Services	12	0	16	0
Management	20	5	19	6
Natural Resources Construction and Maintenance	1	0	1	0
Office and Administrative Support	33	13	35	12
Production Transportation and Material Moving	1	0	1	0
Service Occupations	5	18	7	17
<b>Total</b>	<b>122</b>	<b>99</b>	<b>136</b>	<b>92</b>
<b>Grand Total</b>	<b>221</b>		<b>228</b>	

